

FREIGHT LIFTS

导轨式升降货梯

LMSJD系列 (单缸单臂式)



单缸单臂导轨式升降货梯液压设计，采用一支油缸，两支导轨，造价低，占用空间小，适合1吨以内，台面长宽在1.5米以内的货物升降，电动控制，液压升降，自动平层，安全系数高，广泛应用于超市、五金商店、小型工厂等场所。

Single cylinder with single rail hydraulic freight lifts adopted hydraulic design, composed of one cylinder and two steel linear guide, have the advantage of compact size and low cost, suitable for lifting the goods that less than 1 tons and within 1.5*1.5m. The equipments adopted electric control and hydraulic lifting, come with automatic leveling function, of high safety, are widely used in supermarkets, hardware stores, factories and other places.



FREIGHT LIFTS

导轨式升降货梯

LMSJD系列



导轨式升降货梯采用双缸配置，载重量可达2-50吨。产品结构更加稳定，大大增加了产品的使用寿命。每层都有控制按钮，带有急停装置，可自动平层，设备操作简单，产品结构稳定，液压升降平稳，室内外安装均可，无需机房与地坑，广泛应用于工厂、仓库、超市等场所，

Rais type hydraulic freight lifts's loading capacity from 2tons to 50tons. Compared to single cylinder products, its structure is more stable, this greatly increasing the product's service life. Each floor has a control system with emergency stop device, comes with automatic leveling function, the hydraulic lifting is steady and safety, and the operation is simple, it can be installed both indoor and outdoor, without engine room and pit, widely used in factories, warehouses, supermarkets and other places.



VEHICLE MOUNTED SCISSOR LIFTS

车载剪叉式高空作业车

LMSJC系列

车载剪叉式高空作业车具有移动速度快、机动性和灵活性强、作业范围大等优点，可直接使用电瓶车电源作为升降动力，是远距离且无外接电源高空作业的最佳选择之一，被广泛应用于市政建设维护、路灯照明、公路设施维护、工程抢修、园林设计剪修等行业。另外，我司可根据客户需求选用解放、东风江铃、福田等车型进行改装。

The vehicle mounted scissor lifts having the advantage of moving fast, high mobility and flexibility, can directly use the electric car's batteries as lifting power source. It's one of the best choice for long distance and no external power supply area, are widely used in public works and maintenances, road infrastructure maintenance, engineering repair, garden layout etc. Beside the electric car, we supply a series other brand vehicle for customer to choice, such as FAW, JMC and FOTON.



SCISSOR LIFT TABLES

固定剪叉式升降平台

LMSJG系列



固定剪叉式升降平台最大设计载重能力可达170吨，台面尺寸、升降行程、载重均可根据用户不同需求定做生产。操作方式可设计为上下控制或地面单一控制，可点动控制升降也可多层联动控制，另外用户也可选用无线遥控等多种方式。设备结构稳固、故障率低、运行可靠、安全高效、维护简单方便，被广泛应用于生产流水线和仓库、物流等场所。

Scissor lift table's maximum load capacity can be designed to 170 tons. The table size, lifting travel and capacity can be customized according to user's different requirements. The control system can be designed to single ground control or platform ground control, inching control or linkage control, and the users can also use wireless remote control. It has the advantage of stable structure, low failure rate, reliable operation, safe and efficient, easy maintenance, which is widely used in production line, warehouse and logistics etc.



LIFTING STAGE

升降舞台

LMWT系列




升降舞台是演出中最常用的产品，主要功能是用于场面转换时，上下移动布景和演员。另外，为了突出主要演员，舞台会徐徐升起，演员在舞台上翩翩起舞，在舞台上制造出高低起伏的画面，同时舞台升降动作的过程也能增加表演效果，

本公司生产的升降舞台，适用于婚庆、酒吧、舞厅、夜总会、演播室、会议厅等场所，具有升降、旋转、倾斜等多种功能，采用有效的导向系统，使伸缩台在平移过程中与固定台的间隙小，运行平稳、速度无级变化，控制采用自锁、互锁、行程开关、机械限位、液压防爆等保护措施。

The lifting stage is the most commonly used product in performance the main function is up and down remove the scenery and actors when the scenery changes. Besides, in order to highlight the main actors, when the actors dancing on stage, the stage will slowly up and down , to create a rolling scene, and in the meantime the lifting action process can increase performance effect.


The lifting stages are suitable for wedding, bar, Disco, night club, studio hall and so on. It has many functions, such as up, down, rotation and tilt, it uses an effective guide system, working stable and safe, infinite variable speeds, the control system adopts the self-locking, interlock, travel switch, mechanical limit switch, hydraulic explosion-proof and a series of protective measures.



WHEELCHAIR LIFTS

无障碍升降平台

LMCJR系列



无障碍升降平台是一种经济实用的家用电梯，可以使您方便的进出家中的任何地方。它由传动装置、用户平台和平台门组成，可以直接安装到地面上或者地坑里，并且同时适用于室内和室外安装使用。当安装在室外时，它可以让你轻松越过高起的门廊。相比斜坡，它更具视觉吸引力，并且需要更少的空间。当安装在室内时，它能给你提供上下楼层的便利。

A wheelchair lift is a residential lift that provides efficient, cost effective access to any part of your home. Made up of a drive mast, passenger platform and doors, it can be installed directly on the floor or in a pit and suitable for indoor or outdoor applications. When installed on the outside, it can provide easy entry to a raised deck or porch. Compared with ramps, it's more visually appealing and require less space. When installed on the inside, it can provide easy floor-to floor access.



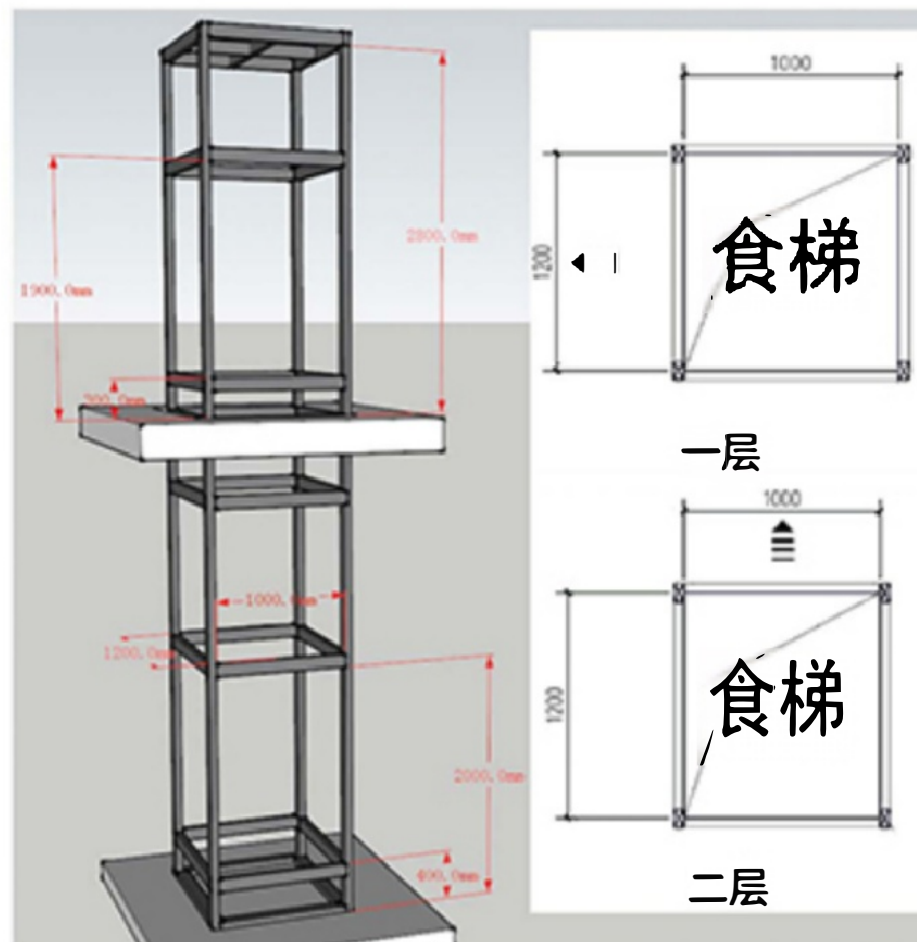
BIOGRAPHY

传菜机

LMCCJ系列

一台传菜电梯的价格只相当于雇用一名员工一年的基本工资。购进一台设备是一次性投入，能使您长久受益，并且还能给您厨房里传菜工作带来翻天覆地变化。

我们提供的设备平稳度极高，能保证您传送的物品不会撒漏。传菜电梯一天的耗电量只相当于一台普通家用冰箱的耗电量。噪音小适合高档酒店、宾馆、以及其他餐饮行业选配。电梯额定载重量覆盖500kg以下，运行速度在1m/s至0.4m/s之间。电梯拖动采用先进的曳引驱动方式，具有高效、节能、静音、环保、安全可靠，可频繁启动，使用寿命长等优点。控制系统采用先进的16位微机控制系统，该系统具有结构紧凑、体积小、运算速度快、功能强大、性能稳定、检修方便等优点，出于人性化设计，将功能显示印刷控制柜柜体上，用户依照功能显示对比可简单的进行安装、调试、检修等操作。专业铸就品质，品质决定质量！选择厨房电梯让您厨房更轻松！我们不但有过硬的质量，还有周到贴切的服务。餐梯是您厨房传菜领域值得信赖的朋友！让厨房传菜不再是您的负担，而是一种乐趣和享受，



AUTOMOBILE LIFT

汽车举升机

LMQCJSJ系列

详细介绍：高精度液压传动，升降平稳，操作简单，故障率低，高强度链条拉动，承载量大，使用寿命长，安全系数高，双链条提升，举升安全平稳，可调节螺杆，保证平台水平，汽车平稳升降，大容量泵站，升降速度快，运转声音低，外形美观，结构坚固，

适用范围：汽车4S店，大型修理厂，大型停车场等，用于车辆的提升或立体停车，也可以用作货物的提升。

性能特点：

- 用于汽车提升至高楼层，也可做汽车维修；
- 双保险安全防护，确保人身设备安全；
- 耐受能力好，抗拉强度高；
- 各转动轴部位配有耐磨元件，确保设备运转灵活；
- 适合各种长短车和不同高度使用。

