



模板配件系列/Formwork Accessories

Formwork Accessories mainly includes tie rod system and various formwork clamps. The tie rod system is used to strong and tie the formwork wall panel, it bears the lateral pressure and other loads of concrete. Formwork Clamps are used to fix construction formwork panels of different materials.

TIE ROD



12x4.2mm

17x10mm

22x10mm

D15mm




D20mm

17x6.35mm

Customized 1

Customized 2

TIE NUT




12mm 0.45kg

17mm 0.42kg

17mm 0.65kg

17mm 0.53kg




17mm 0.45kg

17mm 0.6kg

D20 0.75kg

17mm 0.6kg



12mm 0.17kg

17mm 0.3kg

17mm 0.5kg

17mm 0.34kg

PLATE

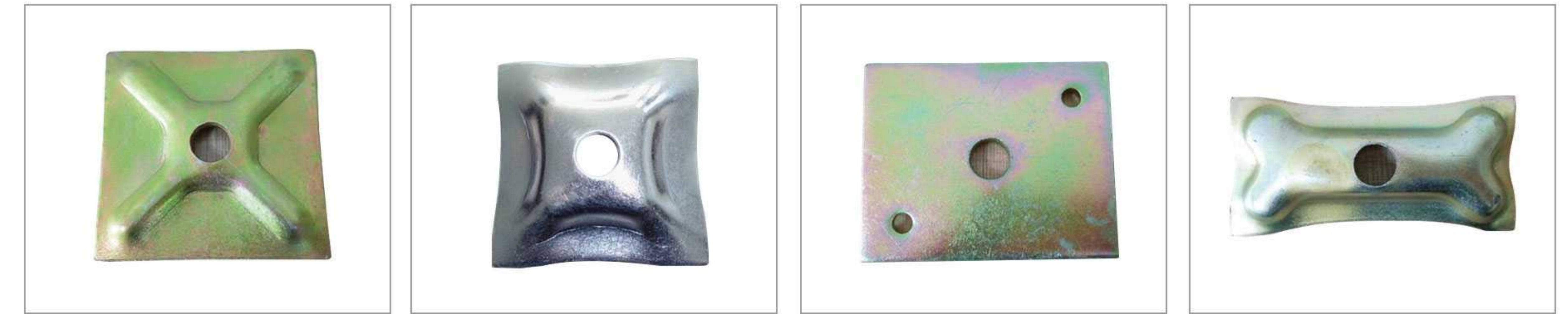


17mm 0.6kg

17mm 0.19kg

17mm 1.25kg

17mm 1kg



120x120x5mm

110x110x4mm

120x100x10mm

100x50mm

CLAMP



0.38kg

0.41/0.51kg

1.0kg

2.8kg



0.42kg

3.7/4.2kg

4kg

1.3kg



4.8kg

0.83kg

beam clamp

column clamp




可调底座顶托系列/Adjustable Jack Base and U Head

Adjustable Jack Base and U Head are supporting components which are suitable for all types of scaffolding. The jack base is used for bottom support, and the U head is used for top support, they are usually composed of base plate, screw rod and jack nut, and according to the material, it is generally divided into solid type and hollow type. Usually, people could screw the jack nut to adjust the height to make the scaffold keep balance. It has the characteristics of high strength and flexible adjustment range.

JACK BASE



38x5x600mm 38x4x600mm 32x600mm 35x600mm



38x4x500mm 38x5x610mm 34x600mm 38x600mm

U HEAD



38x4x500mm 30x600mm 35x600mm 38x4x600mm



40x4x600mm 32x750mm 33x3x500mm 48x4x600mm

CUSTOMIZED



35x500mm 38x500mm 30x600mm 48x4x500mm

SCREW ROD



35x600mm 38x4x610mm 48x5x750mm 35x910mm

BASE PLATE



120x120x5mm 140x140x6mm 150x150x5mm 150x120x50x5mm

JACK NUT



0.5kg 0.45kg 0.8kg 0.35kg



钢支撑系列/Steel Prop System

The steel prop mainly include common steel prop and push pull prop, which are used to support the various formwork panel. The common steel prop is generally composed of inner pipe, outer pipe and adjustable accessories, its common diameter is 42/48, 48/60, 60/76, 76/89MM. The push pull prop usually consists of supporting steel pipe, adjustable thread rods and base plates, its size is usually customized. Due to their strong bearing capacity, strong adaptability, convenient installation and removal and the ability to be reused, The steel prop has been widely used in various construction projects.

亚一创新(厦门)机械科技有限公司

Asia One Innovation (Xi amen) Machinery Technology Co., LTD

Tel : 0086592-6201319

E-mail : asiaone311@gmail.com

STEEL PROP



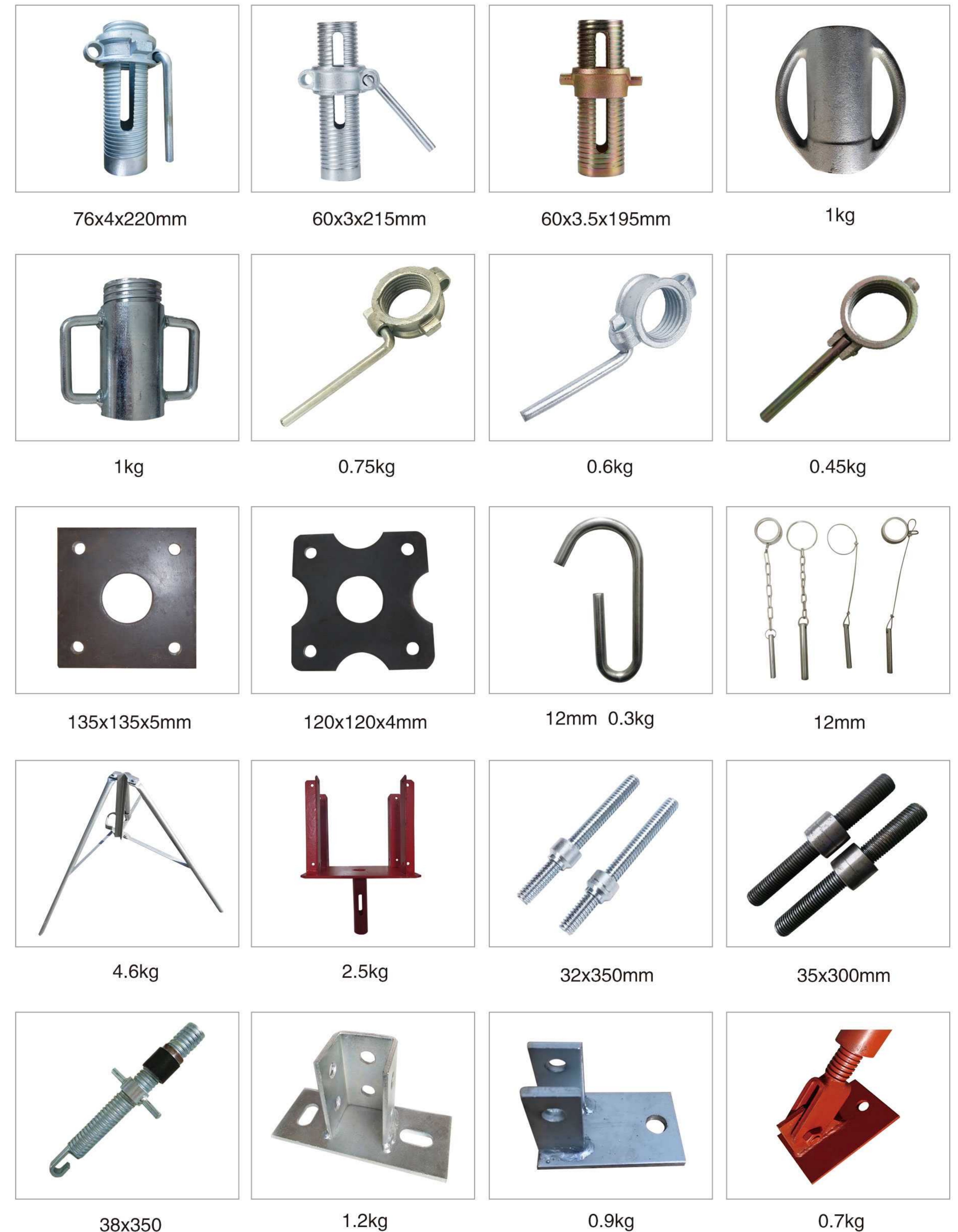
Material	Q195, Q235, Q345
Regular Diameter	40/48, 48/60, 60/76MM
Regular Thickness	1.8-4MM etc.
Adjustable Range	1.7-3.1M, 2-3.5M, 2.2-3.9M, etc
Finish	Electro galvanized, Pre Galvanized, Power Coated

PUSH PULL PROP



Material	Q195, Q235, Q345
Regular Diameter	Customized
Finish	Electro galvanized, Pre Galvanized, Power Coated

ACCESSORIES





门式脚手架系列/Frame Scaffolding

Frame scaffolding is one of the most widely used scaffolding in construction, it is mainly composed of main frame, transom, cross brace, catwalk, adjustable jack base etc. Because of different shape and size, it could be divided into walk through frame, mason frame, Ladder Frame etc. Besides, it also has the advantages of simple assembly and disassembly, convenient movement, good load-bearing capacity, safe and reliable use and good economic benefits.



脚手架扣件系列/Scaffolding Coupler

Scaffolding couplers are important components of scaffolding systems, which are used to connect and secure scaffolding tubes. There are JIS types that are made by pressed craft, British types that are made by pressed craft or forged craft, and some customized types for different uses.

FRAME SCAFFOLDING



WALK THROUGH FRAME



MASON FRAME



LADDER FRAME

ACCESSORIES



12x45mm



14x50mm



10x70mm



35x1.2x210mm



40x3x200mm



48x2.5x165mm



22x1.2x2190mm



1830x400/500mm



3000x250x50mm



3000x250x50mm



0.3kg



8 "

SCAFFOLDING COUPLER



BS 48.3



BS 48.3



FORGED 48.3



FORGED 48.3



JIS 48.6



JIS 48.6



JIS 60.5X60.5



JIS 48.6x60.5



SLEEVE



PUTLOG



BOARD RETAINER



GRIDER



BS BONE JOINT



JIS BONE JOINT



T BOLT



CUSTOMIZED




CUSTOMIZED



CUSTOMIZED



CUSTOMIZED



BOLT AND NUT



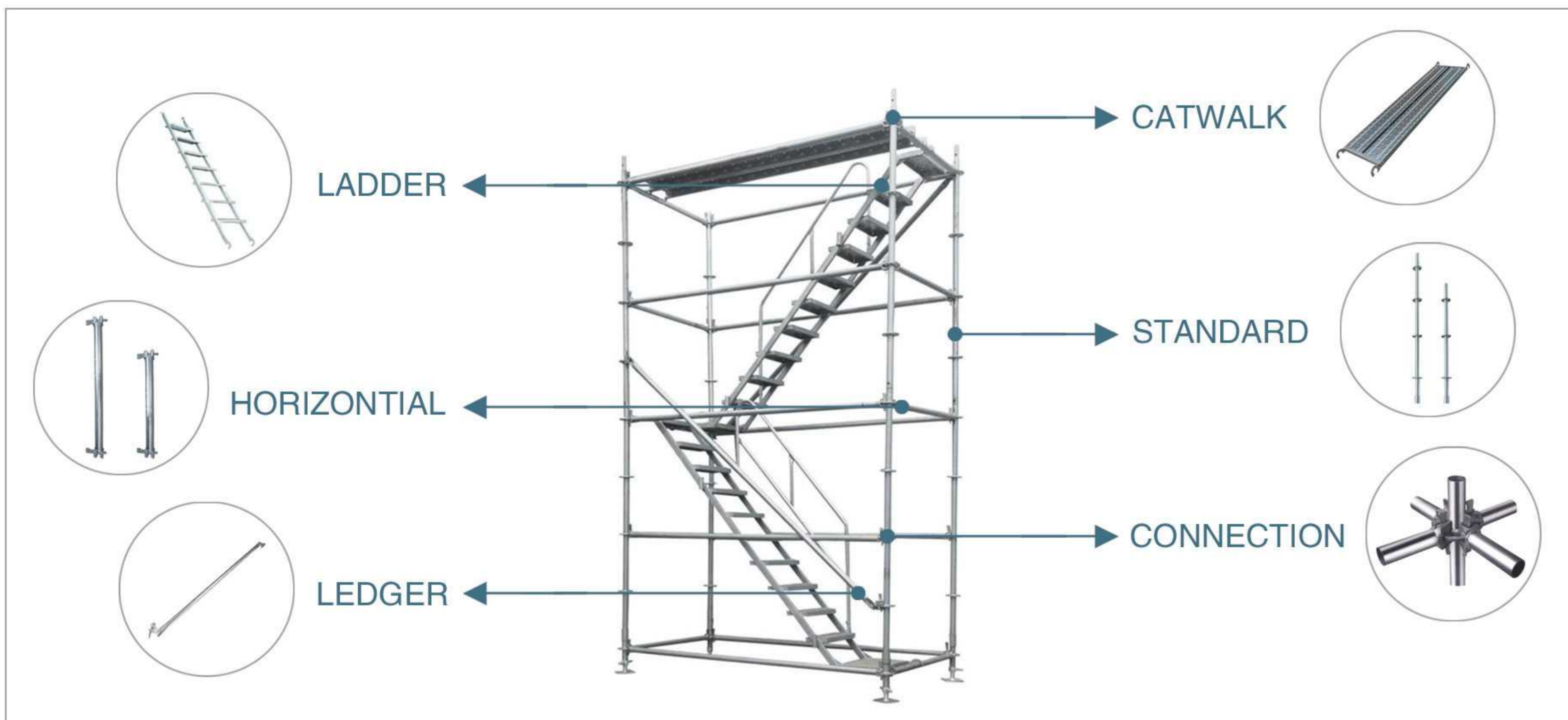
圆盘式脚手架系列/Ringlock Scaffolding

Ringlock scaffolding is a multi-purpose modular scaffolding system. In China, it has been written into the national building standard. We mainly have two series: Standard $\Phi 48$ series and heavy duty $\Phi 60$ series. $\Phi 48$ series are usually used for housing buildings, and $\Phi 60$ series are usually used for public buildings, such as bridge building and high-speed road.

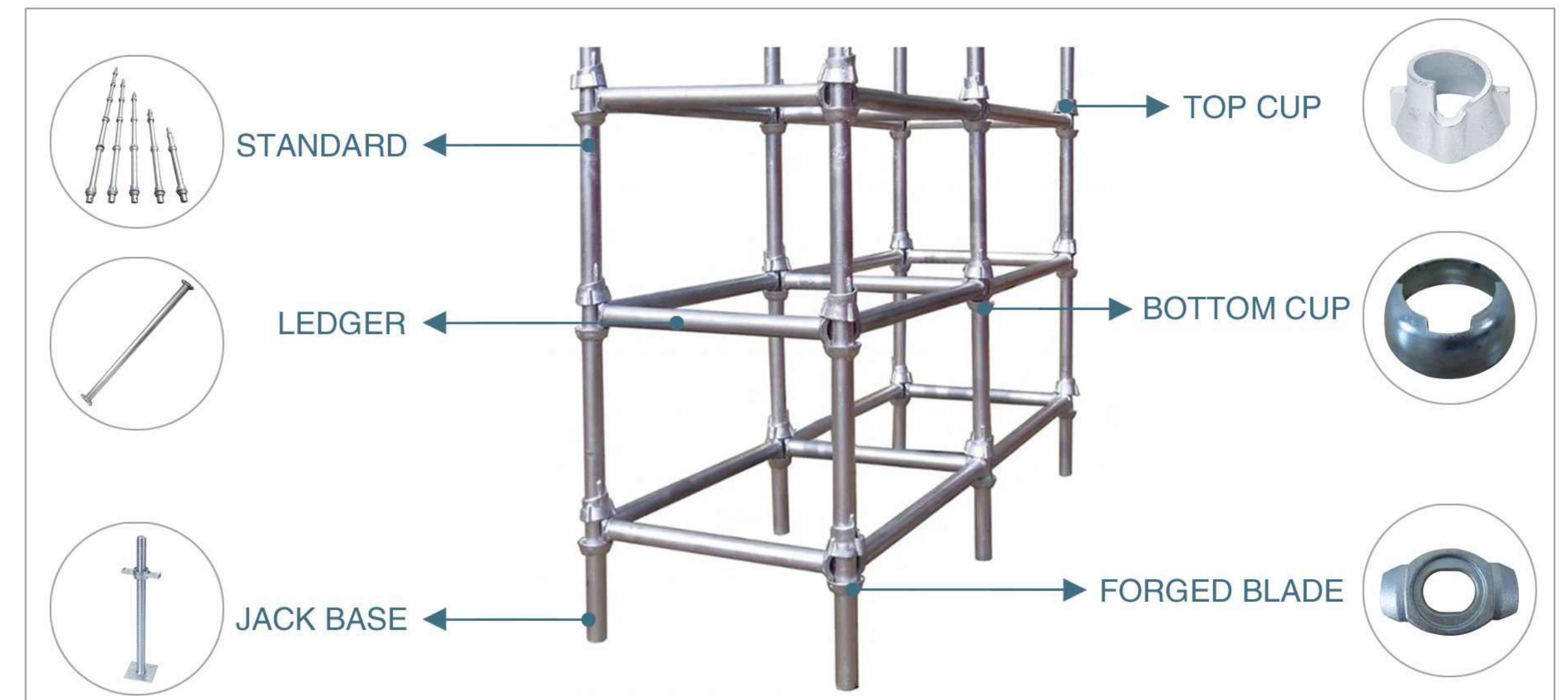


碗扣式脚手架系列/Cuplock Scaffolding

Cuplock scaffolding is also one type of modular scaffolding system. It is easy to assemble and disassemble, highly durable and suitable for various constructions and industries. Due to above advantages, it is also one popular choice for construction projects. Besides, its main series is $\phi 48$ MM series.



Item	Material	Finish	Size(mm)
Standard	Q355	HDG	Diameter:48 or 60 Thickness:3.2 Length:500/1000/1500/2500/3000/4000 etc.
Horizontal	Q235	HDG	Diameter:48 Thickness:2.75 or 3.0 Length:300/600/900/1200/1500/1800 etc.
Diagonal	Q235/Q195	Pre-galvanized	OD42 *2.75 or 48*3.0 600*1000,900*1000,1200*1500etc.
Base Collar	Q355B	HDG	Diameter:48 or 60 Thickness:3.0 Length :200/250/300/350/400
Base Jack	20# Steel	HDG	38*5.0*500/600 48*5.0*500/600
U Head	20# Steel	HDG	38*5.0*500/600 48*5.0*500/600



Item	Material	Finish	Size(mm)
Standard	Q235	Painted or HDG	Diameter:48 Thickness:3.2 Length:500/1000/1500/2500 etc.
Ledger	Q235	Painted or HDG	Diameter:48 Thickness:3.2 Length:300/600/900/1200/1800 etc.
Transom	Q235	Painted or HDG	Diameter:48 Thickness:3.2 Length:1200/1300/1800/2500
Spigot	Q355B	Painted or HDG	38*2.5*250/270
Base Jack	20# Steel	HDG	38*5.0*500/600 48*5.0*500/600
U Head	20# Steel	HDG	38*5.0*500/600 48*5.0*500/600





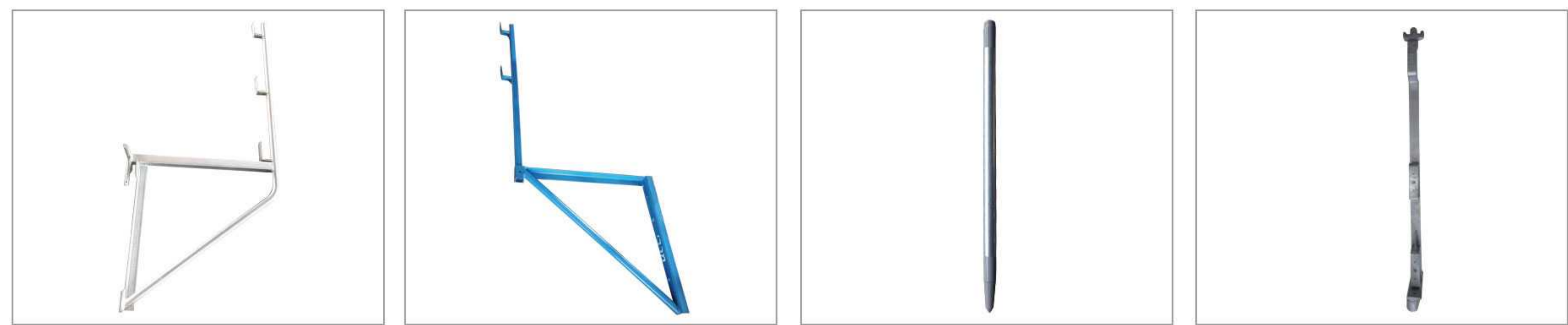
特殊定制产品/Customized Product

We have press machines, welding machines, cutting machines, CNC machines, thread rolling machines, cast iron craft etc., we also have suppliers who have other crafts. Based on this, we could customize many kinds of product as per customer's requirement. Welcome every customer sent us drawing or samples for customized product requirement.

亚一创新（厦门）机械科技有限公司

Asia One Innovation (Xi amen) Machinery Technology Co., LTD

Tel : 0086592-6201319
E-mail : asiaone311@gmail.com

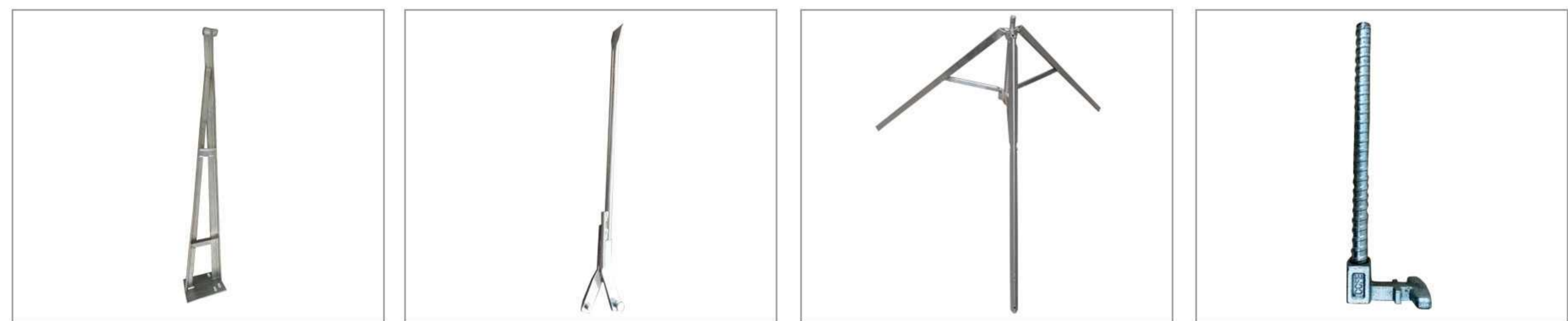


BRACKET

BRACKET

GROUND STAKE

CUSTOMIZED CLAMP




BRACKET

MOULD OPENER

TRIPOD

TIE ROD



JACK BASE

JACK BASE

POSITIONING PILE

JACK BASE



SUPPORT JACK

SUPPORT JACK

THREAD ROD

THREAD ROD



70MM PROP SLEEVE

CUSTOMIZED

NUT

LOCK



CLAMP

CLAMP

CUSTOMIZED

PLATE




SUPPORT PART

CLAMP

U PLATE

CLAMP



EXPANSION BOLT

CLAMP

PLATE

WASHER



PLATE

A-BOLT

CLAMP

CUSTOMIZED



CLAMP

M-PIN

PIN

SMALL PROP